



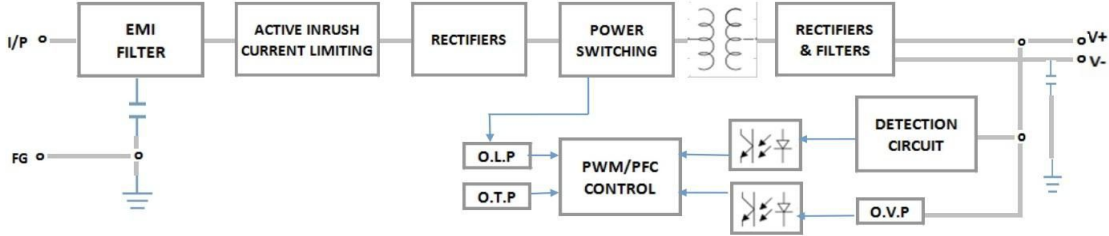
■ Features:

- 100-240V AC input
- IP40 Plastic non-waterproof
- 85% high efficiency
- 100% full load bur-in test
- Built-in EMI filter with tiny ripple
- Protection: OTP,OLP,OVP,SCP
- Cooling by free air
- Intend for LED lightings
- CE ROHS Certified
- 2 year warranty

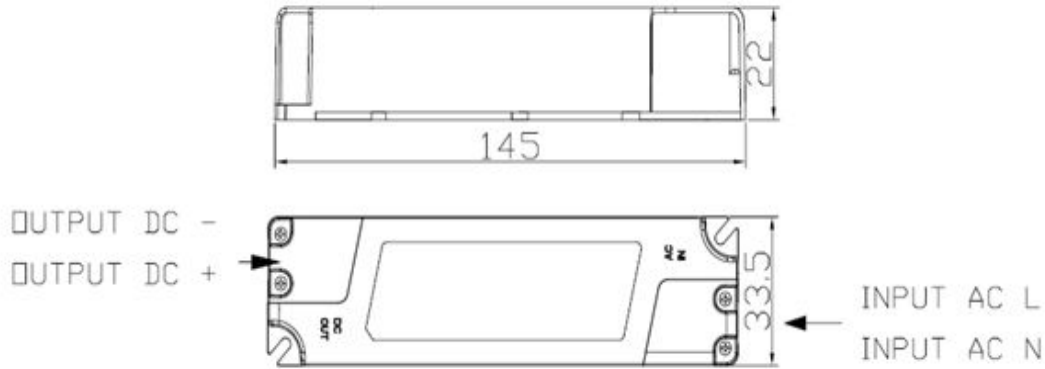
Specifications

	Product Code	NT245V35W
Output	DC Voltage	24V
	Voltage tolerance	±2%
	Rated Current	1.5A
	Rated Power	35W
	Max Power	37W
	Ripple & Noise	≤120mVp-p
	Set-up, Rise, Hold-up Time	100ms, 30ms,20ms/ 230VAC
Input	Input voltage range	AC 100~240V; 47Hz~63Hz;
	AC Current	0.17A/230VAC
	Efficiency	85%
	Quiescent current	<10mA/230VAC
Protection	Over Load	Above 105% of rated power Shut-down output voltage, auto recovery after fault condition is removed
	Over Voltage	Above Max. Voltage Shut-down output voltage, auto recovery after fault condition is removed
	Over Temperature	Over 130°C detected on main IC control Shut-down output voltage, auto recovery after fault condition is removed
Ambiant	Working Temp. & humidity	"-20°C~+70°C, 20%~90%RH
	Storage temp. & humidity	"-40°C~+85°C, 10%~95%RH
	Withstand voltage	I/P-O/P: 1.5KVAC/1min; I/P-F/G: 1.5KVAC/1min;O/P-F/G: 0.5KVAC/1min;
Tesings	Safety	GB4943 ;IEC60950-1; EN60950-1
	EMC	EN55015:2013; GB9254
	LVD	EN61347-2-13:2006/AC:2010
Other	Casing Material	V0-flame retardant PC plastics
	Cooling Method	Free air convection
	Demension(L*W*H)	152*44*30mm
	Weight	0.1kg/pcs
Note	<p>1, The above mentioned data were measured at 230VAC input and 25°C.</p> <p>2, Ripple & noise are measured at 20MHz of bandwidth by using a 12" twisted pair-wire terminated with a 0.1uf & 47uf parallel capacitor.</p> <p>3, Dis-connect the AC input before checking any mal-phenomenons.</p> <p>4, Make sure the INPUT&OUPUT were in right situation before connected to power supply.</p> <p>5, Be ware of high power pressure may caused by short circuit when installing metal casing products.</p>	

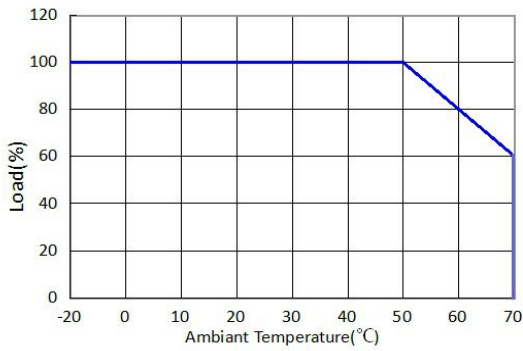
Block Diagram



Mechanical Specification



Temperature Derating Curve



Output Load VS Input Voltage

